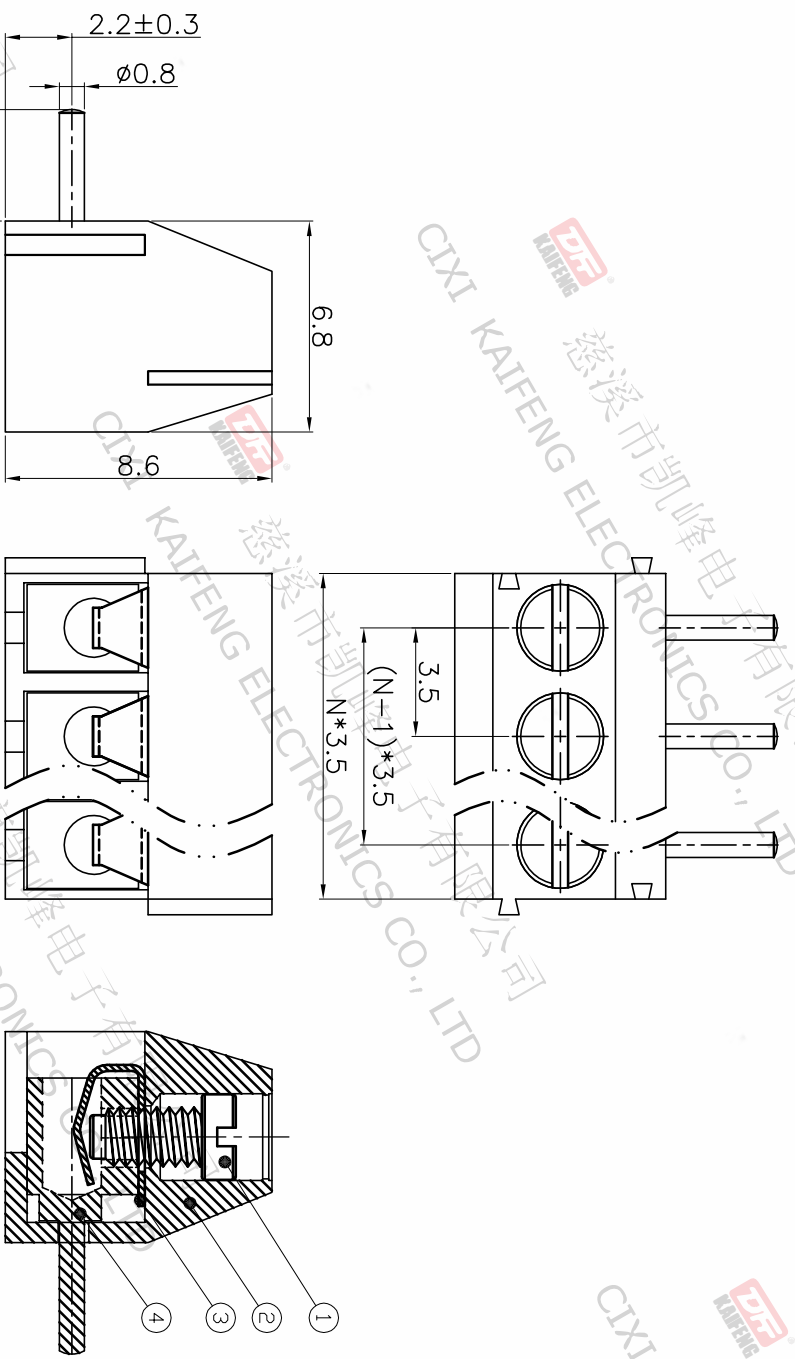
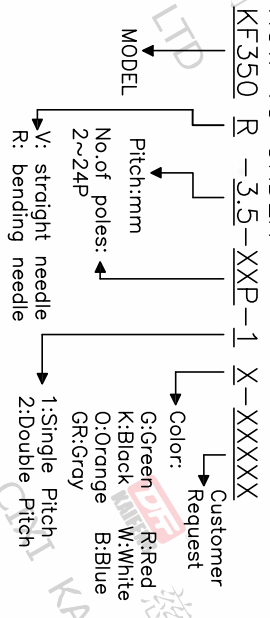


REV.	DESCRIPTION	DATE	DRAFTER	APPROVER
A1	DWG.REL	2020.05.18	DENG	JIN

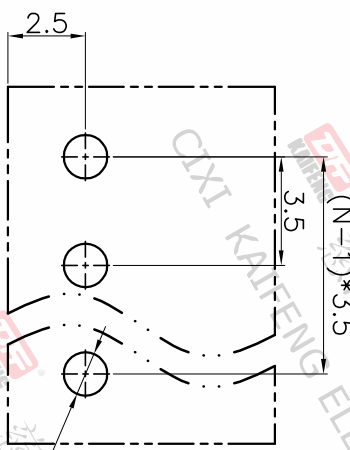
- Material
 - ①Screws : M2.0 steel, Zinc plated,
 - ②-③ slot type
 - ④Housing : PA66, UL94V-0
 - ⑤Reed : Copper alloy, Ni plated
 - ⑥Pin header : Copper alloy, Tin plated
- Electrical
 - UL IEC
 - Rated voltage : 300V 130V
 - Rated current : 7A 10A
 - Contact resistance : 20mΩ(Max)
 - Insulation resistance : 500MΩ/DC500V
 - Withstanding Voltage : AC1250V/1min
 - Wire range : 24-18AWG 1.0mm²
- Mechanical
 - Operating temperature: -40°C ~ +105°C
 - Soldering temperature: 250°C ±5 /5sec
 - Torque: 0.2N.m (1.77Lb.in)
 - Strip length: 5-6mm
- RoHS compliance



HOW TO ORDER



P.C.B.LAYOUT



Pitch range	Nominal dimension range	PROJECTION	UNIT
>0	>30	0.1/10	mm
~6	~>100		
~10	~24		
~30	~60		
~100	~100		
~150	~150		
±2'	±1.30		

DRAWING TYPE	CUSTOMER DRAWING
SCALE	1:1
SHEET	1 OF 1
DRAWING NO.	W15000242

TITLE	SHEET SIZE	SERIES
KF350R-3.5-XXP-1X	A4	KF350

DFE 慈溪市凯峰电子有限公司
CIXI KAIFENG ELECTRONICS CO.,LTD