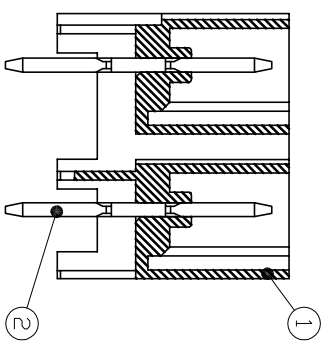
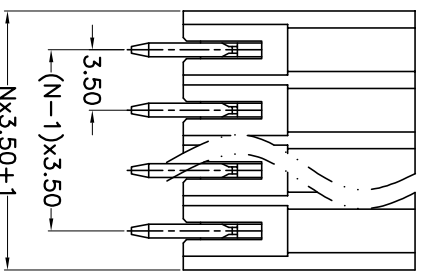
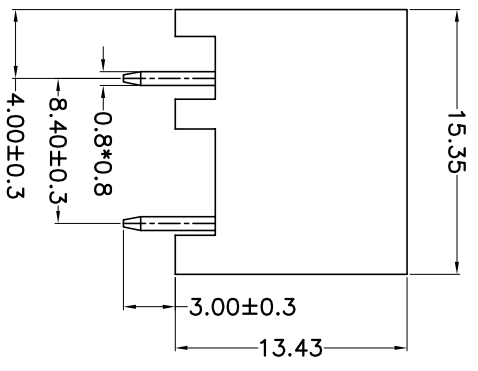
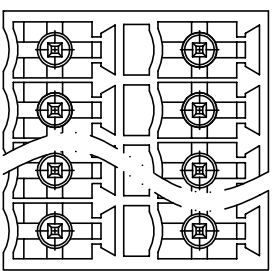


REV.	DESCRIPTION	DATE	DRAFTER	APPROVER
A1	DWG.REL	2020.6.02	ZHANG	JIN

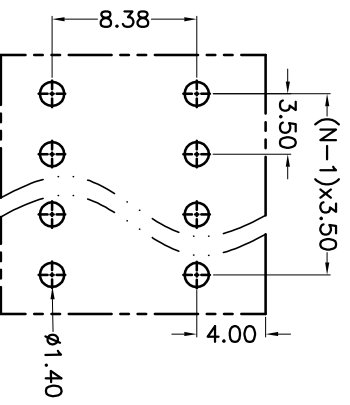


- Material
 @Housing : PA66, UL94V-0
 @Pin header : Copper alloy, Tin plated

- Electrical
 UL IEC
 Rated voltage : 300V 250V
 Rated current : 8A 7A
 Contact resistance : 20mΩ(Max)
 Insulation resistance: 500MΩ/DCC500V
 Withstanding Voltage : AC1500V/1min

- Mechanical
 Operating temperature: -40°C ~ +105°C
 Soldering temperature: 250°C ±5/5sec

- RoHS compliance

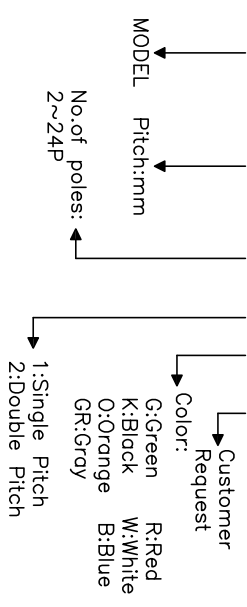


P.C.B. LAYOUT

Pitch range	Nominal dimension range	□	▢
>0	>0	0.1/10	
>6	>30		
~6	~30		
~10	~60		
~24	~100		
±0.15	±0.30		±2°
	±0.50		
	±0.70		
	±1.00		
	±1.30		

DRAWING TYPE	CUSTOMER DRAWING	PROJECTION	UNIT	TITLE
SCALE	1:1	SHEET	A4	KF12EKN-V-3.5-2*XXP-1X
DRAWING NO.	W10001292			

HOW TO ORDER
 KF12EKN-V-3.5-2*XXP-1 X-XXXXX



DF 慈溪市凯峰电子有限公司
 CIXI KAIFENG ELECTRONICS CO.,LTD