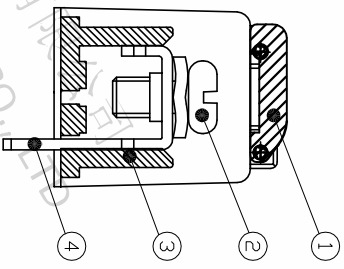
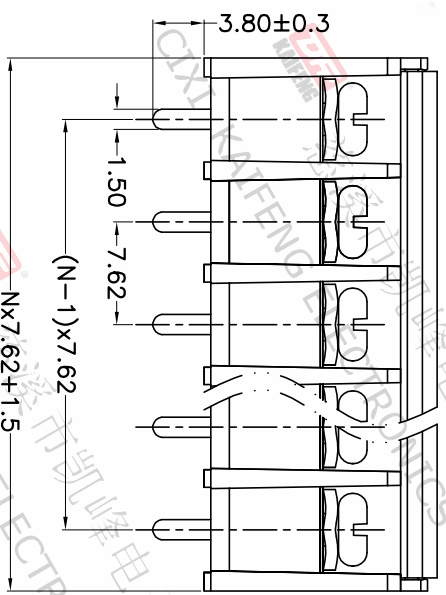
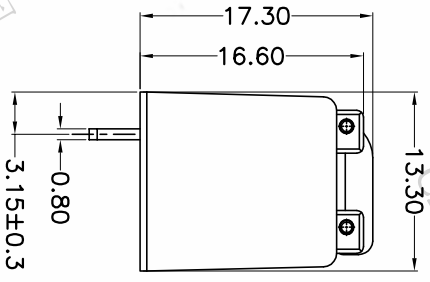
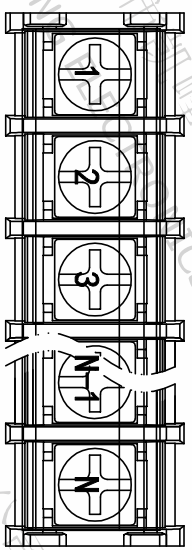


REV.	DESCRIPTION	DATE	DRAFTER	APPROVER
A1	DWG.REL	2020.05.20	LiuZH	JIN



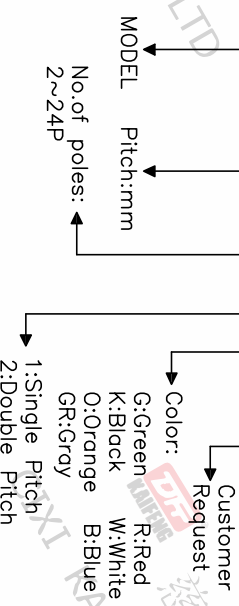
- Material
  - ①Cover : PC
  - ②Screws : M3.0 steel, Ni-plated
  - ③Housing : PA66,UL94V-0
  - ④Terminal : Brass, Tin plated

- Electrical
  - UL IEC
  - Rated voltage : 300V 250V
  - Rated current : 15A 24A
  - Contact resistance : 20mΩ(Max)
  - Insulation resistance : 500MΩ/DC500V
  - Withstanding Voltage : AC2000V/1min
  - Wire range : 22-14AWG 2.5mm<sup>2</sup>

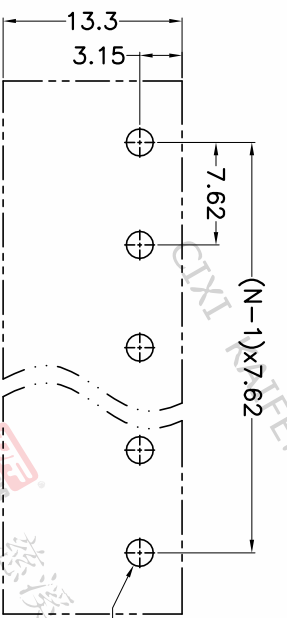
- Mechanical
  - Operating temperature: -40°C~+105°C
  - Soldering temperature: 250°C±5/5sec
  - Torque: 0.5N.m (4.43Lb.in)
- RoHS compliance

HOW TO ORDER

KF-25SM-7.62-XXP-1 X-XXXXX



P.C.B.LAYOUT



Pitch range	Nominal dimension range	□	▢
>0	>0	0.1/10	□
>6	>10	□	▢
~	~	~	~
6	10	24	30
~	~	~	~
10	24	30	60
~	~	~	~
30	60	100	150
~	~	~	~
±0.15	±0.20	±0.30	±0.50
±0.30	±0.50	±0.70	±1.00
±1.30	±2*		

DRAWING TYPE	CUSTOMER DRAWING
SCALE	1:1
SHEET	1 OF 1
DRAWING NO.	W12000562

PROJECTION	UNIT	TITLE
UNIT	mm	KF-25SM-7.62-XXP-1X
SHEET SIZE	A4	SERIES KF-25SM

**DF** 慈溪市凯峰电子有限公司  
CIXI KAIFENG ELECTRONICS CO.,LTD

